


976nm 9W Wavelength-Stabilized Fiber Coupled Diode Laser

K976A02RN-9.000WN0N-10522F20EFF (Standard Product)



Features:


- ◆ 976nm wavelength
- ◆ 9W output power
- ◆ 105 μ m fiber core diameter
- ◆ 0.22 NA
- ◆ 1020nm~1200nm feedback protection

Applications:

- ◆ Fiber laser pumping
- ◆ Scientific Research

BWT, founded in 2003, is committed to the mission of "let the dream drive the light", the vision of becoming the "Global leader in laser solutions", and the value of "Outstanding innovation", providing diode laser, fiber laser, ultra-fast laser products and solutions to global customers.

BWT pursues continuous innovation and insists on autonomous and controllable advanced process and technology. With Beijing headquarters as the core, BWT has successively established production and R&D centers in Jiangsu, and Shenzhen, and Invested in the construction of an automated and intelligent production base in Tianjin. To build a high level of technical strength and product quality, BWT set up a German subsidiary in 2020, and taking a solid step for the internationalization of R&D, production and technological innovation.



976nm 9W Wavelength-Stabilized Fiber Coupled Diode Laser

K976A02RN-9.000WN0N-10522F20EFF (Standard Product)


Specifications (25°C)		Symbol	Unit	K976A02RN-9.000W		
				Minimum	Typical	Maximum
Optical Data ⁽¹⁾	CW Output Power	P _O	W	9	-	-
	Center Wavelength ⁽²⁾	λ _c	nm	976±0.5		
	Spectral Width (FWHM)	Δλ	nm	-	0.5	0.7
	Wavelength Shift with Temperature	Δλ/ΔT	nm/°C	-	0.02	-
	Wavelength Shift with Current	Δλ/ΔI	nm/A	-	0.03	-
Electrical Data	Electrical-to-Optical Efficiency	PE	%	-	50	-
	Threshold Current	I _{th}	A	-	0.9	-
	Operating Current	I _{op}	A	-	12.0	13.0
	Operating Voltage	V _{op}	V	-	1.6	1.8
	Slope Efficiency	η	W/A	-	0.9	-
Fiber Data	Core Diameter	D _{core}	μm	-	105	-
	Cladding Diameter	D _{clad}	μm	-	125	-
	Numeric Aperture	NA	-	-	0.22	-
	Fiber Length	L _f	m	-	2	-
	Fiber Loose Tubing Diameter	-	mm	-	0.9	-
	Minimum Bending Radius	-	mm	50	-	-
	Fiber Termination	-	-	FC-Ferrule		
Feedback Isolation	Wavelength Range	-	nm	1020~1200		
	Isolation	-	dB	-	30	-
Others	ESD	V _{esd}	V	-	-	500
	Storage Temperature ⁽³⁾	T _{st}	°C	-20	-	70
	Lead Soldering Temp	T _{ls}	°C	-	-	260
	Lead Soldering Time	t	sec	-	-	10
	Operating Case Temperature ⁽⁴⁾	T _{op}	°C	23	25	27
	Relative Humidity	RH	%	15	-	75

(1) Data measured under operation output at nominal output power@25°C.

(2) Wavelength-Stabilized: Power in band of 974.5nm to 977.5nm ≥90%.

(3) A non-condensing environment is required for operation and storage.

(4) Operating temperature defined by the package case. Acceptable operating range is 23°C~27°C, but performance may vary.



976nm 9W Wavelength-Stabilized Fiber Coupled Diode Laser

K976A02RN-9.000WN0N-10522F20EFF (Standard Product)

Package Dimensions (mm)

Pin	Function
1	LD (+)
2	LD (-)

OPERATING NOTES

- ◆ Avoid eye and skin exposure to direct radiation during operation.
- ◆ ESD precautions must be taken during storage, transportation and operation.
- ◆ Short-circuit is required between pins during storage and transportation.
- ◆ Please connect pins to wires by solder instead of using socket when operation current is higher than 6A. Soldering point should be close to the middle of the pins. Soldering temperature should be lower than 260°C and time shorter than 10 second.
- ◆ Make sure the fiber output end is properly cleaned before operation of laser. Follow safety protocols to avoid injury when handling and cutting the fiber.
- ◆ Use constant current power supply to avoid surge current during operation.
- ◆ Laser diode must be used according to the specifications.
- ◆ Laser diode must work with good cooling.
- ◆ Operation temperature ranges from 23°C to 27°C .
- ◆ Storage temperature ranges from -20°C to +70°C.



Declaration: information and specifications contained herein are deemed to be reliable and accurate. BWT Beijing reserves the right to change, alter or modify the design and specifications of these products at any time without notice.26-03